




**MAGNUM**  
ENERGY




# Magnum Panel Systems

UL1741 Interconnection System Equipment



The Powerful Difference

# MMP – Mini Magnum Panel



The MMP Enclosure



The MMP shown with inverter (sold separately) and optional remote and backplate.

The MMP – Mini Magnum Panel is an inclusive, easy-to-install panel designed to work with one Magnum MS-AE, MS-PAE, MS, RD or other non-Magnum inverter/charger.

## FEATURES:

- **Small footprint:** only 12.5” wide x 18” tall x 8” deep
- **Money-saving design:** not only is the MMP less expensive, but it is pre-wired for fast installation, saving labor costs
- **Easy access:** front-mounted breakers and remote (optional)
- **Choices:** can be wired for 120 VAC or 120/240 VAC output
- **Inclusive:** works with non-Magnum inverter/chargers (stand-alone parts included)
- **Listed:** ETL listed to UL1741 and CSA C22.2 107-01
- **DC load breakers:** fits either din rail or back-mount DC load breakers.

## INCLUDES:

- One DC breaker – 175A or 250A
- One AC bypass breaker – 30A dual pole or 60A single pole
- One AC input breaker – 30A dual pole or 60A single pole
- 500A/50mv DC shunt
- DC buss bars for battery positive and negative
- Din rail or back mount for optional DC mini breakers – will hold up to eight breakers


## PART NUMBERS

- MMP250-30D
- MMP250-60S
- MMP175-30D
- MMP175-60S

# MPSL - Magnum Panel



The MPSL shown with a single inverter (sold separately).



The MPSL shown with two inverters (sold separately), an MPX extension to accommodate a second inverter, an optional dual backplate, and an optional router.

The MPSL – Magnum Panel, Single Enclosure, Low Capacity – is designed to accommodate a maximum of two inverters.

## FEATURES:

- **Expandable:** start with the enclosure and just one inverter and in the future expand to two inverters with ease, using the MPX.
- **Easy installation:** all connections are front-mounted, including AC and DC breakers and the MPX.
- **Labor saving:** panel is pre-wired for fast installation, saving labor costs.
- **DC load breakers:** fits either din rail or back-mount DC load breakers.
- **Convenient knockouts:** knockouts on the side of the enclosure are compatible with most charge controllers.


## INCLUDES:

- One DC breaker – 250A
- One 60A AC bypass breaker
- 500A/50mv DC shunt
- Inverter AC input protection
- MPX extension includes AC/DC circuit protection and wiring

## PART NUMBERS

- MPSL-30D
- MPSL-60S

# MPSH - Magnum Panel



The MPSH shown with three inverters (sold separately), two MPX extensions to accommodate the additional inverters, two backplates, and an optional router.

The MPSH – **Magnum Panel, Single Enclosure, High Capacity** – is designed to accommodate a maximum of three inverters.

## FEATURES:

- **More power capacity:** the 125A bypass breaker and the 1000A DC shunt safely handle the power from larger systems.
- **Expandable:** start with the enclosure and just one inverter and in the future expand to up to three inverters with ease, using the MPX.
- **Labor saving:** panel is pre-wired for fast installation, saving labor costs.
- **Easy installation:** all connections are front-mounted, including AC and DC breakers and the MPX.
- **DC load breakers:** fits either din rail or back-mount DC load breakers.
- **Convenient knockouts:** knockouts on the side of the enclosure are compatible with charge controllers.


## INCLUDES:

- One DC breaker – 250A
- One 125A AC bypass breaker
- 1000A/100mv DC shunt
- Inverter AC input protection
- MPX extension includes AC/DC circuit protection and wiring

## PART NUMBERS

- MPSH-30D

# MPDH - Magnum Panel



The MPDH shown with four inverters (sold separately), two MPX extensions to accommodate the additional inverters, three backplates, and the Magnum router.

The MPDH – Magnum Panel, Dual Enclosure, High Capacity – is designed to accommodate a maximum of four inverters with two enclosures – one for AC connections and one for DC connections.

## FEATURES:

- **More power capacity:** the 125A bypass breaker and the 1000A DC shunt safely handle the power from larger systems.
- **Expandable:** start with the enclosures and just two inverters and in the future expand to up to four inverters, using the MPX.
- **Easy installation:** all connections are front-mounted, including AC and DC breakers and the MPX.

## PART NUMBERS

- MPDH-30D

## INCLUDES:

- **Labor saving:** panel is pre-wired for fast installation, saving labor costs.
- **DC load breakers:** fits either din rail or back-mount DC load breakers.
- **Convenient knockouts:** knockouts on the side of the enclosures are compatible with charge controllers.
- **Separate AC and DC enclosures:** for installers who prefer separate enclosures, the MPDH provides an easy solution.
- Two DC breakers – 250A
- One 125A AC bypass breaker
- 1000A/100mv DC shunt
- Inverter AC input protection
- MPX extension includes AC/DC circuit protection and wiring

# Magnum Panel Selection Guide

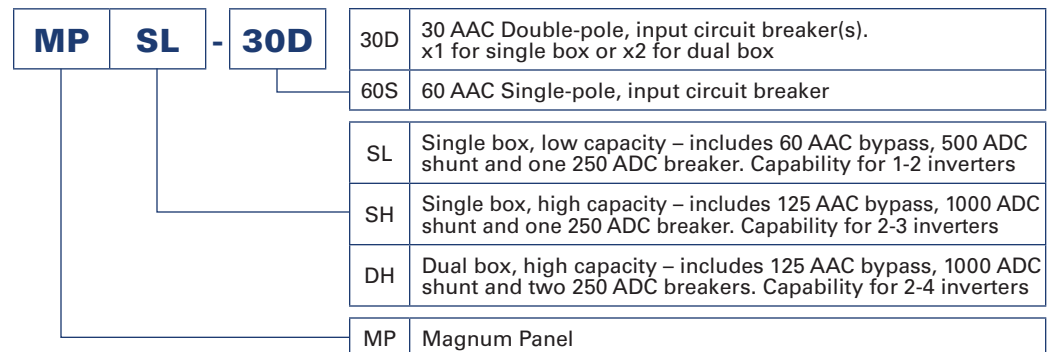
Inverter to Panel Selection							
Inverter Model	Qty	AC Wiring Configuration	Required Panels		Options that allow future expansion of additional PAE inverters	Continuous Power Output at 25° C	
MS2012	1	SISO-60	MMP250-60S	See page 1	NA	2.0 KVA	
	1	DIDO	MMP250-30D	See page 1	NA	2.0 KVA	
MS2812	1	SISO-60	MMP250-60S	See page 1	NA	2.8 KVA	
	1	DIDO	MMP250-30D	See page 1	NA	2.8 KVA	
MS4024	1	SISO-60	MMP250-60S	See page 1	NA	4.0 KVA	
	1	DIDO	MMP250-30D	See page 1	NA	4.0 KVA	
	2	SISO-60 (series stacked)	MPSL-60S + MPX-60S	See page 2	NA	8.0 KVA	
	2	DIDO	MPSL-30D + MPX-30D	See page 2	MPSH-30D + MPX-30D	8.0 KVA	
MS4024PAE	1	DIDO	MMP250-30D	See page 1	NA	4.0 KVA	
	2	DIDO x 2	MPSL-30D + MPX-30D	See page 2	MPSH-30D + MPX-30D or MPDH-30D	8.0 KVA	
	3	DIDO x 3	MPSH-30D + MPX-30D (x2)	See page 3	MPDH-30D + MPX-30D	12.0 KVA	
	4	DIDO x 4	MPDH-30D + MPX-30D (x2)	See page 4	NA	16.0 KVA	
MS4448PAE	1	DIDO	MMP175-30D	See page 1	NA	4.4 KVA	
	2	DIDO x 2	MPSL-30D + MPX-30D	See page 2	MPSH-30D + MPX-30D or MPDH-30D	8.8 KVA	
	3	DIDO x 3	MPSH-30D + MPX-30D (x2)	See page 3	MPDH-30D + MPX-30D	13.2 KVA	
	4	DIDO x 4	MPDH-30D + MPX-30D (x2)	See page 4	NA	17.6 KVA	

## Reading Magnum Panel Part Numbers

### Available Magnum Panel part numbers:

- MPSL-30D
- MPSL-60S
- MPSH-30D
- MPDH-30D

Magnum Panel part numbers follow the same three-part pattern: MPSL-30D, which may be broken down into:

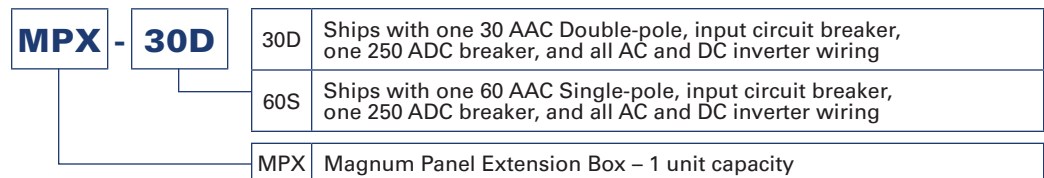


Standard Features						Optional Features
Nominal DC Input Voltage	AC Input Voltage & Frequency	Inverter AC Output Voltage & Frequency	Battery Charger Maximum Output at 25° C	AC Input / Pass-through Capacity Breaker Rating at 25° C	AC Input / Bypass with Interlock	Maximum DC Load Breakers (13mm width / back mount)
12 VDC	120 VAC @ 60 Hz	120 VAC @ 60 Hz	100 amps DC	60 amps AC	D60 amps AC	8 / 4
12 VDC	120 / 240 VAC @ 60 Hz	120 VAC @ 60 Hz	100 amps DC	D30 amps AC	D60 amps AC	8 / 4
12 VDC	120 VAC @ 60 Hz	120 VAC @ 60 Hz	125 amps DC	60 amps AC	D60 amps AC	8 / 4
12 VDC	120 / 240 VAC @ 60 Hz	120 VAC @ 60 Hz	125 amps DC	D30 amps AC	D60 amps AC	8 / 4
24 VDC	120 VAC @ 60 Hz	120 VAC @ 60 Hz	105 amps DC	60 amps AC	D60 amps AC	8 / 4
24 VDC	120 / 240 VAC @ 60 Hz	120 VAC @ 60 Hz	105 amps DC	D30 amps AC	D60 or D 125 amps AC	8 / 4
24 VDC	120 / 240 VAC @ 60 Hz	120 / 240 VAC @ 60 Hz	105 amps DC x 2	D60 amps AC	D60 or D 125 amps AC	10 / 5
24 VDC	120 / 240 VAC @ 60 Hz	120 / 240 VAC @ 60 Hz	105 amps DC x 2	D60 amps AC	D60 or D 125 amps AC	10 / 5
24 VDC	120 / 240 VAC @ 60 Hz	120 / 240 VAC @ 60 Hz	105 amps DC	D30 amps AC	D60 amps AC	8 / 4
24 VDC	120 / 240 VAC @ 60 Hz x 2	120 / 240 VAC @ 60 Hz x 2	105 amps DC x 2	D30 amps AC x 2	D60 or D 125 amps AC	10 / 5
24 VDC	120 / 240 VAC @ 60 Hz x 3	120 / 240 VAC @ 60 Hz x 3	105 amps DC x 3	D30 amps AC x 3	D125 amps AC	NA
24 VDC	120 / 240 VAC @ 60 Hz x 4	120 / 240 VAC @ 60 Hz x 4	105 amps DC x 4	D30 amps AC x 4	D125 amps AC	15 / 7
48 VDC	120 / 240 VAC @ 60 Hz	120 / 240 VAC @ 60 Hz	60 amps DC	D30 amps AC	D60 amps AC	8 / 4
48 VDC	120 / 240 VAC @ 60 Hz x 2	120 / 240 VAC @ 60 Hz x 2	60 amps DC x 2	D30 amps AC x 2	D60 or D 125 amps AC	10 / 5
48 VDC	120 / 240 VAC @ 60 Hz x 3	120 / 240 VAC @ 60 Hz x 3	60 amps DC x 3	D30 amps AC x 3	D125 amps AC	NA
48 VDC	120 / 240 VAC @ 60 Hz x 4	120 / 240 VAC @ 60 Hz x 4	60 amps DC x 4	D30 amps AC x 4	D125 amps AC	15 / 7

**Available Magnum Panel Extension part numbers:**

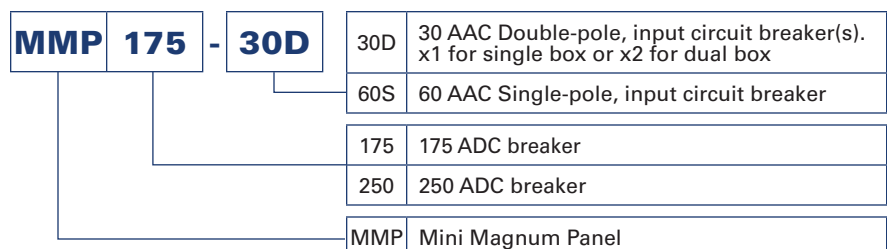
- MPX-30D
- MPX-60S

Magnum Panel Extension part numbers follow the same two-part pattern: MPX-30D, which may be broken down into:



**Mini Magnum Panel part numbers:**

Mini Magnum Panel part numbers follow the same three-part pattern: MMP175-30D, which may be broken down into:



**Magnum Energy, Inc.**  
**2211 West Casino Road**  
**Everett, Washington 98204 USA**

**Phone: 425-353-8833**

**Fax: 425-353-8390**

**Web: [www.magnumenergy.com](http://www.magnumenergy.com)**